

## FAST FACTS ...

### Area

676,577 Square Kilometer

### Time

UTC (GMT) + 6.5 hours

### Climate

Myanmar is an all year round destination. Hilly regions in the north and northeast enjoy cool temperate weather. Rainfall is also very low in central regions during the rainy season.

### Population

The Republic of the Union of Myanmar has a population about 51 million . The major racial groups are Bamar, Kachin, Kayah, Kayin, Chin, Mon, Rakhine and Shan. The people are called Myanmar.

### Language

Myanmar, several dialects and English.

### Religion

Over 80 percent of Myanmar embrace Theravada Buddhism. There are Christians, Muslims, Hindus and some animists.

### Currency

The local currency is the "Kyat" which is divided into 100 pyas. Kyat notes are issued in denominations of 50, 100, 200, 500, 1000, 5000 and 10000.

### Business Hours

Banks : 09:30 - 15:00 Mon-Fri

Offices: 09:30 - 16:30 Mon-Fri

### Customs

Foreign currencies (above USD 10000), jewellery, cameras and electronic goods must be declared to the customs at the Airport. Exports of antiques and archaeologically valuable items are prohibited.

For more information: [www.myanmarcustoms.gov.mm](http://www.myanmarcustoms.gov.mm)

## Ministry of Hotels & Tourism

Building No. (33), Nay Pyi Taw, Myanmar.

Tel: 95 67 406078, 406460, 406248, 406244, 406131

Fax: 95 67 406060, 406057

E-mail: [mohtmail@gmail.com](mailto:mohtmail@gmail.com),

[dg.dhtd.moht@gmail.com](mailto:dg.dhtd.moht@gmail.com)

[director.information.moht@gmail.com](mailto:director.information.moht@gmail.com)

[tourismmyanmar.org@gmail.com](mailto:tourismmyanmar.org@gmail.com)

websiet: [www.tourism.gov.mm](http://www.tourism.gov.mm)

[www.facebook.com/moht.mm](http://www.facebook.com/moht.mm)



## Foreign Currency Exchange and Credit Cards

Foreign Currency can be exchanged at Yangon International Airport and Licensed Exchange Counters. Credit Cards-Master Card/Visa Card can be used at International Hotels and Some Supermarkets.

## Tourism Expenditure

### Million in USD

Year	2013 (US\$)	2014 (US\$)	2015 (US\$)	2016 (US\$)	2017 (US\$)
Total Expenditure	926M	1789 M	2122	2197.15	1969
Average Expenditure Per Person Per Day	145	170	171	154	153
Average Length of Stay (Nights)	7	9	9	11	9

## Licensed Tourist Transportation

a	Coach(26-50seater)	360
b	Motor Boat	1277
c	Hiace/Townace (5-12 seater)	454
d	Mini Bus(13-25 seater)	139
e	Boat	44
f	Yacht	14
g	Saloon/ Van ( 4 seater)	243
h	Hot Air Balloon	3
<b>Total</b>		<b>2534</b>

## Licensed Tour Company (Inbound/Domestic)

a	Local Company	2552
b	J.V Company	40
c	Foreign Company	1
<b>Total</b>		<b>2593</b>

## Licensed Tour Company (Outbound)

Local Company	429
---------------	-----

## Licensed Domestic Pilgrimage

Local Company	28
---------------	----

## Licensed Tour Guides

a	English	2815
b	Japanese	342
c	German	271
d	French	295
e	Thai	206
f	Chinese	146
g	Spanish	108
h	Russian	77
i	Italian	65
j	Korean	46
<b>Total</b>		<b>4371</b>

k	Regional Guides	3449
---	-----------------	------

<b>Total</b>	<b>7820</b>
--------------	-------------

## Foreign investment in Hotels and Commercial Complexes

Sr	Projects	Rooms	Investment US\$(M)	Remarks
1	33	6241	1749.992	Completed
2	11	2296	993.4454	Under Construction
3	20	3657	1627.528	MIC Permitted
	64	12194	4370.9654	

## Foreign investment in Hotels and Commercial Complexes by Countrywise


Sr	Country	Hotel/ Apartment	Investment US\$ (M)	Remarks
1	Singapore	32	2719.8834	
2	Thailand	12	486.1610	
3	Vietnam	1	440.0000	
4	Japan	6	394.3850	
5	Hong Kong	5	187.7000	
6	Korea	1	100.0000	
7	Malaysia	3	23.1360	
8	United Kingdom	3	14.5000	
9	Luxembourg	1	5.2000	
<b>Total</b>		<b>64</b>	<b>4370.9654</b>	

## Hotels / Motels / Guest Houses

Hotel/ Motel / Guest Houses			
Sr	Place	Number	Room
1	Aungban	7	239
2	Bagan	85	2919
3	Bago	29	818
4	Bhamaw	4	136
5	Chaugtha	26	1225
6	Chauk	1	18
7	Dawei	15	483
8	Dike Oo	1	20
9	Gan Gaw	4	75
10	Hai Kyi Kyun	1	20
11	Ho Pan	18	23
12	Hpa-an	1	629
13	Hin Thata	1	25
14	Kalay	8	249
15	Kalaw	45	930
16	Kanpatlat	5	139
17	Katha	3	65
18	Kawthaung	9	522
19	Kyaikhto	15	608
20	Kyaington	15	554
21	Kyaukme	4	105
22	Kyaukpataung	7	158
23	Kyaukphyu	8	251
24	Kyaukse	5	125
25	Kut Khaing	1	36
26	Latpadan	2	45
27	Lashio	20	754
28	Loikaw	17	368
29	Magwe	13	351
30	Mandalay	205	8457
31	Mawlamyaing	32	955
32	Meikhtila	11	303
33	Min Bue	2	79
34	Mindat	1	32
35	Moe Nyin	1	21
36	Mogok	3	120
37	Monywa	14	717
38	Mrauk-U	6	152
39	Muse	12	492
40	Myawaddy	6	251
41	Myingyan	4	108
42	Myitkyina	16	510
43	Myeik	14	500
44	Ma U Bin	1	31
45	Mawlamyaing Kyun	1	14
46	Naung Hkio	1	46
47	Nam Sam(Loi Lin)	2	62
48	Nay Pyi Taw	64	5463
49	Ngapali	34	1223
50	Ngwesaung	29	1350
51	Nyaung Shwe	102	3258
52	Nyaung Lay Pin	1	17
53	Pakokku	10	254
54	Patheingyi	18	523
55	Phakant	3	90
56	Phe Khone	1	20
57	Phyar Pon	1	40
58	Pindaya	6	177
59	Putao	5	99
60	Pyay	22	504
61	Pyaw Bwe	2	33
62	Pyin Oo Lwin	53	1283
63	Pyinmana	1	25
64	Pauk Khaung	1	31
65	Sagaing	6	179
66	Sat Sal	1	57
67	Shwe Bo	2	55
68	Shwe Nyaung	2	91
69	Sint Kaing	2	41
70	Sittwe	11	234
71	Shwe Thauung Yan	1	36
72	Tachileik	41	1946
73	Tanintharyi	1	20
74	Tantyan	1	36
75	Taunggyi	37	1052
76	Taungoo	13	304
77	Taung Twin Gyi	2	32
78	Tha Htone	2	55
79	Thaya Waddy	1	16
80	Thazi	2	26
81	Thibaw	15	381
82	Than Phyu Zayat	1	20
83	Taung Gauk	1	32
84	Yangon	387	20123
85	Ya Mae Thin	1	31
86	Yay	2	45
87	Yay Nan Chaung	3	36
<b>Total</b>		<b>1590</b>	<b>63978</b>



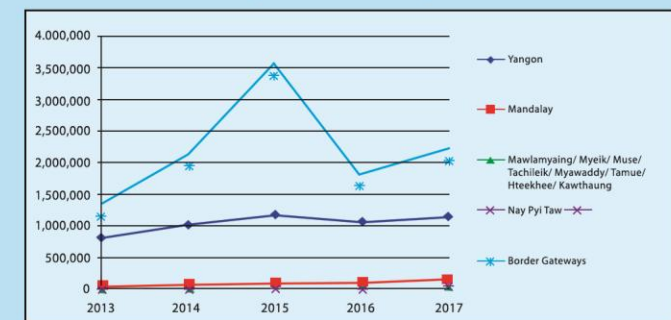
# Myanmar Tourism Statistics 2017



## Visitor Arrivals

Name of Enty Points	2013	2014	2015	2016	2017
Yangon	817,699	1,022,081	1,180,682	1,080,144	1,146,069
Mandalay	69,596	90,011	107,066	128,387	157,860
Mawlamyine/Myeik/ Muse Tachikeik/Myawaddy/ Tamue/Hteekhee//Kawthaung Nay Pyi Taw	1,024	271	47,841	41,942	17,077
Border Gateways	1,144,146	1,949,788	3,379,437	1,634,611	2,080,185
<b>Grand Total</b>	<b>2,044,307</b>	<b>3,081,412</b>	<b>4,681,020</b>	<b>2,907,207</b>	<b>3,443,133</b>

## Visitor Arrivals(2013-2017)



## Yangon Entry Point

Type of Tours	2013	2014	2015	2016	2017
(1) Tourist	488,341	563,996	544,480	428,370	424,332
(2) Business Travellers	151,320	186,239	173,004	203,007	196,644
(5) Others	178,038	271,846	463,198	448,767	525,093
<b>Total</b>	<b>817,699</b>	<b>1,022,081</b>	<b>1,180,682</b>	<b>1,080,144</b>	<b>1,146,069</b>

## Nay Pyi Taw, Mandalay, Myawaddy, Tachileik Hteekhee, Kawthaung, Tamue, Muse & Myeik Entry Points

Type of Tours	2013	2014	2015	2016	2017
(1) Tourist	50,594	67,588	65,453	112,950	121,602
(2) Business Travellers	19,653	28,602	40,134	42,168	45,802
(5) Others	12,215	13,353	15,314	37,334	49,475
<b>Total</b>	<b>82,462</b>	<b>109,543</b>	<b>120,901</b>	<b>192,452</b>	<b>216,879</b>

## Border Gateways

Name of Borders	2013	2014	2015	2016	2017
(1) North Eastern Region	83,539	304,790	674,901	187,451	740,989
(2) North Western Region	31,242	29,811	25,064	25,327	45,284
(3) Eastern Region	752,839	1,267,710	2,220,410	1,004,468	799,979
(4) South Eastern Region	262,845	305,142	389,323	392,055	450,648
(5) Northern Region	13,681	42,335	69,739	25,310	43,285
<b>Total</b>	<b>1,144,146</b>	<b>1,949,788</b>	<b>3,379,437</b>	<b>1,634,611</b>	<b>2,080,185</b>

## Overland Entry

Overland entry is permitted with valid visa for international visitors designated check points along Thailand-Myanmar border at Kawthaung, Myawaddy, Tachileik, Hteekhee.

## Visa Formalities

A valid Passport with Entry Visa is required for all visitors. The entry visa to Myanmar is applicable at Myanmar Embassies and Consulate General Offices in abroad and it is valid for 28 days. (40US\$ per Person)

## E-VISA

E-Visas are available within 3 working days by applying following website and cost is USD 50 per person for 28 days. <http://www.myanmarvisa.gov.mm>

## Visa on Arrival (VOA)

**Business Visa** \* US \$ 50 (70 days)

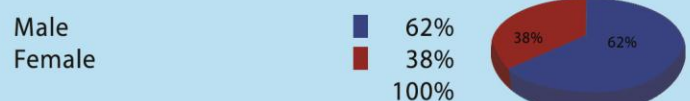
**Entry Visa** \* US \$ 40 (28 days)

(Meetings/Workshops/Events)

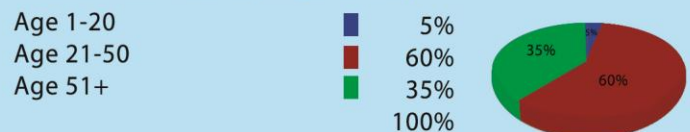
## Types of Tourist



## Tourist Arrivals by Gender Group



## Tourist Arrivals by Age Group



## Visitors by Nationality

No.	Country	2017	%
	<b>ASIA</b>	<b>953801</b>	<b>69.98</b>
1	THAILAND	273889	20.10
2	CHINA	212642	15.60
3	JAPAN	101484	7.45
4	KOREA	65829	4.83
5	SINGAPORE	61859	4.54
6	VIETNAM	58919	4.32
7	MALAYSIA	47010	3.45
8	INDIA	41623	3.05
9	TAIWAN	36499	2.68
10	PHILIPPINE	18143	1.33
11	OTHERS	35904	2.63
	<b>WEST EUROPE</b>	<b>239358</b>	<b>17.56</b>
1	FRANCE	58369	4.28
2	U.K	47717	3.50
3	GERMANY	39952	2.93
4	ITALY	18242	1.34
7	SPAIN	13558	0.99
6	SWITZERLAND	13694	1.01
5	NETHERLANDS	13558	0.99
8	BELGIUM	7628	0.56
9	AUSTRIA	4690	0.30
10	OTHERS	21950	1.66
	<b>NORTH AMERICA</b>	<b>87153</b>	<b>6.39</b>
1	AMERICA	73085	5.36
2	CANADA	14068	1.03
	<b>OCEANIA</b>	<b>37644</b>	<b>2.76</b>
1	AUSTRALIA	32628	2.39
2	NEWZEALAND	4808	0.35
3	OTHERS	208	0.02
	<b>EAST EUROPE</b>	<b>20069</b>	<b>1.48</b>
1	RUSSIA	5534	0.41
2	OTHERS	14535	1.07
	<b>OTHER AMERICAS</b>	<b>12592</b>	<b>0.92</b>
	<b>MIDDLE EAST</b>	<b>6465</b>	<b>0.48</b>
	<b>AFRICA</b>	<b>5866</b>	<b>0.43</b>
	<b>TOTAL</b>	<b>1362948</b>	<b>100.00</b>

## Tourist Arrivals by Special Tours

### Special Charter Flight Tours

Year	No. of Charter Flight	No. of Pax
2013	30	4081
2014	28	3453
2015	51	2635
2016	4	287
2017	13	1797

### Tourist Arrivals By Oceania Cruises

Year	No. of Cruises	No. of Pax
2013	8	6408
2014	18	18611
2015	26	26776
2016	22	10769
2017	12	6940

### Yachting Tour

Year	No. of Pax	Income(US\$)
2013	2157	257051
2014	2562	387462
2015	3248	468239
2016	3844	610640
2017	3848	623830

### Riverine Cruises

Year	No. of Pax	Income(US\$)
2013	15809	4906305
2014	18077	8416289
2015	20816	8751254
2016	19810	10506074
2017	20857	10681021

### Ballooning

Year	No. of Pax	Income(US\$)
2013	11362	3109856
2014	17802	4231342
2015	23719	6436866
2016	28403	7417771
2017	31704	8328844

## Comparison Statement Showing Load Factor of Scheduled Flights for the Year 2017

Sr	Route	No. of Flight	Seat Capacity	Occupied Seat			Occupancy %
				Foreigner	Myanmar	Total	
1	Bangkok-Yangon	6726	1216193	476190	310184	786374	64.66
2	Singapore-Yangon	2984	535743	128658	218062	346720	64.72
3	Kualalumpur-Yangon	1531	261222	77137	106001	183138	70.11
4	Penang-Yangon	2	360	150	162	312	86.67
5	Kunming-Yangon	715	105287	55023	7754	62777	59.62
6	Beijing - Yangon	208	26624	15545	3853	19398	72.86
7	Nanning-Yangon	62	10354	3397	526	3923	37.89
8	Guang Zhou-Yangon	452	62400	28296	10909	39205	62.83
9	Taipei-Yangon	343	54194	29306	13995	43301	79.90
10	Hongkong-Yangon	639	108580	57924	17901	75825	69.83
11	Kolkata-Yangon	241	41748	6063	7030	13093	31.36
12	Gaya-Yangon	293	47264	4614	26278	30892	65.36
13	Hanoi-Yangon	662	157428	43384	16828	60212	38.25
14	Hochimin-Yangon	596	108340	52451	14320	66771	61.63
15	Chaing Mai-Yangon	585	38610	11546	8545	20091	52.04
16	Mae Sot-Yangon	28	5292	731	369	1100	20.79
17	Phnom Penh-Yangon	153	54162	2701	1495	4196	7.75
18	Kathmandu-Yangon	18	2844	510	390	900	31.65
19	Seoul-Yangon	365	100740	43569	16199	59768	59.33
20	Tokyo-Yangon	364	73528	38487	10128	48615	66.12
21	Doha-Yangon	270	70200	17203	8792	25995	37.03
22	Dubai-Yangon	365	129210	38102	13186	51288	39.69
23	Dhaka-Yangon	170	12230	5304	1158	6462	52.84
24	Bangkok-Mandalay	1270	193806	84155	55142	139297	71.87
25	Chaingmai-Mandalay	325	52650	5711	2159	7870	14.95
26	Singapore-Mandalay	157	22294	10522	4775	15297	68.61
27	Kunming-Mandalay	677	109674	56650	6288	62938	57.39
28	Bangkok-Nay Pyi Taw	290	21060	10209	963	11172	53.05
29	Kunming-Nay Pyi Taw	95	15865	3795	604	4399	27.73
	<b>Total</b>	<b>20586</b>	<b>3637902</b>	<b>1307333</b>	<b>883996</b>	<b>2191329</b>	<b>60.24</b>